

Model Program Book
**COMMUNITY
SERVICE
PROJECT**



Designed & Developed by



**ANDHRA PRADESH
STATE COUNCIL OF HIGHER EDUCATION**

(A MAJORITY BODY OF GOVERNMENT OF ANDHRA PRADESH)

**SURVEY ON WATER POLLUTION USED BY PEOPLE AT NTR
COLONY AND POST AREAS**

BY

JAKA FAH

REG. NO: TELUKURU



ESTD: 1958

**PROJECT WORK SUBMITTED TO MRS. A.V.M COLLEGE,
AFFILIATED TO ANDHRA UNIVERSITY, VISAKHAPATNAM
FOR
THE PARTIAL FULFILMENT OF DEGREE OF
BACHELOR OF SCIENCE
2020-2022**

MRS. A.V.R. COLLEGE




20th - 1980

GENERAL PURPOSE

CERTIFICATE

This is to certify that project entitled as "Survey of existing report on Water pollution at Fort area" is the/has work done by JAKA YADU (Regd. no. P2012000000001, BSc. M.P.C student under my guidance. I certify that the project work done by him/her is original and has not been submitted in any other institution.


(M. Manohar Reddy)
PRINCIPAL
MRS. A.V.R. COLLEGE
PENNAMPATTINAM


(V. J. J. J.)
MENTOR

DECLARATION

JAKA VASU, Student of BSc. M.P.C, Mrs. A.V.N College, affiliated to Andhra University here by declared that this project entitled " Survey on Screening report of WATER POLLUTION at PORT area" is a genuine work carried out by me under the guidance of Mrs.V.PAMINI lecturer in Chemistry, Mrs A.V.N College, Vimbhapatnam, Andhra Pradesh. Furthermore, this project work was not submitted to any other institution or University for awarding any Degree.

DATE:

PLACE: Vimbhapatnam


Name & Signature of the student.

PROGRAM BOOK FOR COMMUNITY SERVICE PROJECT

Name of the Student: *J. Vane*

Name of the College: *Marshall College*

Registration Number: *7001485816*

Period of C.S.P.: *June 24 - 1966 To 28 - 11 - 1968*

Name & Address of the Community / Institution:

Arden

University

YEAR

Instructions to Students for Community Service Project

Please read the detailed Guidelines on Community Service Project listed on the website of AP State Council of Higher Education (<http://apcheg.org>)

Link:

<http://www.apcheg.org/AP%20Guidelines%20on%20the%20CSP%20for%20the%20Community%20Service%20Project.pdf>

1. It is mandatory for all the students to complete 2 months (200 hours) of Community Service Project as a part of the 10-month academic knowledge/on-the-job training.
2. Consider yourself a committed volunteer in the community, your work will.
3. Every student should identify the village/community/institution for Community Service Project (CSP) in consultation with the College Principal/the authorized person nominated by the Principal.
4. Report to the community/institution as per the schedule given by the College. You must make your own arrangements for transportation to reach the community/institution.
5. You will be assigned a Faculty Guide from your College. He/She will be creating a WhatsApp group with your fellow volunteers. Post your daily activity done and/or any difficulty you encounter during the programme.
6. You should maintain punctuality in attending the CSP. Daily attendance is compulsory.
7. You are expected to learn about the community/institution and their problems.
8. Know the leaders and the officials of the community/institution.
9. While in the project, always wear your College Identity Card.
10. If your College has a prescribed dress as uniform, wear the uniform daily.
11. Identify at least five learning objectives in consultation with your Faculty Guide. These learning objectives can address
 - Information about the community, including the realities and

problems of the society.

- Hunt for existing resources or socially relevant projects/programs.
 - Acquiring specific life skills.
 - Learning areas of application of knowledge and technologies related to your discipline.
 - Identifying developmental needs of the community/habitat.
12. Practice professional communication skills with team members, and with the leaders and officials of the community. This includes expressing thoughts and ideas effectively through oral, written, and non-verbal communication, and utilizing listening skills.
 13. Be regular in filling up your Program Book. It shall be filled up in your own handwriting. Add additional sheets whenever necessary.
 14. At the end of Community Service Project, you shall be evaluated by the person in-charge of the community/habitat to whom you report to.
 15. There shall also be an evaluation at the end of the community service by the Faculty Guide and the Principal.
 16. Do not indulge in any political activities.
 17. Ensure that you do not cause any disturbance to the inhabitants or households during your interaction or collection of data.
 18. Be cordial but not too intimate with the people you come across during your service activities.
 19. You should understand that during this activity, you are the representative of your College, and your behavior during the community service program is of utmost importance.
 20. If you are involved in any discipline related issues, you will be withdrawn from the program immediately and disciplinary action shall be initiated.
 21. Do not forget to keep up your family pride and prestige of your College.
 22. Remember that you are rendering valuable service to the society and your role in the community development will become part of the history of the community.

Community Service Project Report

Submitted in accordance with the requirement for the degree of B.A. B.E.

Name of the College: HSS - Am College

Department: Chemistry

Name of the Faculty Guide:

Duration of the CSP: From 12-12-2018 To 12-01-19

Name of the Student: J. Vaid

Programme of Study: Selfy pollution

Year of Study: 2nd - 2018

Register Number: 7245050016

Date of Submission:

Student's Declaration

I, J. Vignesh a student of B.Sc. Program,
Reg. No. 20200000000000000000 of the Department of Chemistry,
Anna University College do hereby declare that I have completed
the mandatory community service from 12.12.2020 to 12.12.2020 in
_____ (Name of the Community/Institution) under the Faculty
Guidance of _____ (Name of the Faculty Guide), Department
of English in _____ College.

J. Vignesh
Signature and Date

Endorsements

V. Pradeep
Faculty Guide

Head of the Department

Principal
PRINCIPAL
MRS. A.V.M. COLLEGE
VEDASAPATNAM

R. KRISHNA KUMAR
HOD IN CHEMISTRY
DEPARTMENT OF CHEMISTRY
MRS. A.V.M. COLLEGE
VEDASAPATNAM

Certificate from Official of the Community

This is to certify that J. VERA (Name of the Community
Service Volunteer Reg. No. 2016000114) of Los Angeles College (Name of
the College) underwent community service hours in
_____ (Name of the Community) from 12-09-2022 to
12-09-2022. The overall performance of the Community Service Volunteer during
his/her community service is found to be _____ (Satisfactory/Good).

Authorized Signatory with Date and Seal

Acknowledgements

It is really a matter of pleasure for me to get an opportunity to thank all the persons who contributed directly or indirectly for the successful completion of the project right in this study on water pollution.

I am thankful to Mrs. Arul College, Villakuppam, for being a source of project during the training period.

Jana 2020
(78130805026)

CHAPTER 1 EXECUTIVE SUMMARY

The community service report shall have only a one-page executive summary. It shall include a brief description of the Community and summary of all the activities done by the student in CIP and give an overview having objectives and outcomes.

The present study "Early Childhood Education" is about the role of early childhood education in the development of children. It includes a description of the role of early childhood education in the development of children and the role of early childhood education in the development of children.

The whole study was divided into 7 parts. The first part is the introduction. The second part is the literature review. The third part is the methodology. The fourth part is the data collection. The fifth part is the data analysis. The sixth part is the conclusion. The seventh part is the references.

CHAPTER 2 OVERVIEW OF THE COMMUNITY

About the Community/Institutions including historical profile of the community, education, community diversity, institutions, ethics and values.
 Brief note on Inter-Cultural conditions of the Community/Institutions.

N.T.R. College is located in Andhra Pradesh capital
 in the state of Andhra Pradesh. India.

College is a quality of city - that has brought
 other of city pollution. city pollution process is
 ongoing mostly and they chemical pollution ground city
 making party and they chemical pollution ground city
 pollution.

air pollution which includes various pollutants
 is being type of administration in local city.

CHAPTER 3 COMMUNITY SERVICE PART

For a portion of the activities undertaken in the Community during the Community Service Project. This part should end by reflecting on what kind of values, life skills, and behavioral skills the student acquired.






It is the way we city people depend on quality
of the city in the city budget. many citizens
paid through state city things with citizens
to pay them.

to offer state in city budget. but up with
available suggest.

include city and good city up both
important pieces of community. city supply water.

work city directly activities. clean, typical
for a city people. course - poor citizens.

ACTIVITY LOG FOR THE FIRST WEEK

Day & Date	Brief description of the daily activity	Learning Outcomes	Person in Charge Signature
Day-1	visited - the study area and identified the study gas stations	learned about study questions - type.	
Day-2	Identify and labeled the list of base numbers	physical signs of reaction numbers.	
Day-3	Identify and labeled the number of numbers - the line - 1 and 2.	we locate the physical of study books.	
Day-4	Identify and labeled the study in line 1 of 2.	we discussed role of study - books relations.	
Day-5	study and the number list of 5 th line	checked study relation of lines.	
Day-6	physical and the number of study relation in whole area of 1-2-3-4-5	learned identification of study relation.	

WEEKLY REPORT

WEEK : 1 (10/01/2020 to 16/01/2020)

Objective of the Activity (Goal)

Detailed Report

The week has been quite interesting
in operational terms. We discharged the
week's work. After the week has ended,
to be in the form of liquid water, it is
very important to have a clear view of
the work on storage water for

able not just to operate but also
when the business is up and running.
I think that by now, however, we should
be more confident about the
hypothesis, choice, type and way
they enter the process.

ACTIVITY LOG FOR THE NINETEEN WEEKS

Day Date	Brief description of the daily activity	Learning Outcome	Passport for Change Signature
Day - 1	The data obtained in 1st week is tabulated and plotted	Learned about city pollution in the community area	Good
Day - 2	Using the data and map we found how far pollutants go into Gomti Ganga	Learned about how the river in Gomti Ganga	Good
Day - 3	By the Gomti Ganga Delta we know about the city water	Learned about things of today pollution in water	Good
Day - 4	The Ganga has been polluted and water becoming unsafe for drinking	Learned about water quality being by pollution the water	Good
Day - 5	The Ganga has been polluted and polluted because of burning water pollution	Learned about water quality being by pollution in some water area	Good
Day - 6	The Ganga has been polluted and water becoming unsafe for drinking because of pollution in the water	Learned about water quality because of water pollution	Good

WEEKLY REPORT

WEEK - 1 From the _____ to the _____

Objective of the Activity Done:

Detailed Report:

The relation between skin color, hair color, shape of nose, etc. are different parts of a color map of blood by simple and inherited characters with you in the same colour etc.

In the first entry especially good entry is one of the most important elements in the cell because with increasing level of entry pattern.

The upper level in genetic entry is long - the lower - the level of several species. During entry should be only to consumption, which is required in the body and depends on several factors including interacting health.

ACTIVITY LOG FOR THE THIRD WEEK

Day & Date	Brief description of the daily activity	Learning Outcomes	Parent for Change Signature
Day-1	The data obtained at end of week is analyzed	How excel has into business & data analysis	✓
Day-2	The analyzed data is written in the report in organized manner.	Last week results of data presentation	✓
Day-3	The process has been started after some time during computer	Last week results of data presentation.	✓
Day-4	The charts and highlighted flows were prepared	Last week preparation of tables flow	✓
Day-5	Suggestion obtained is updated in the whole report	Last week information updated in the data report	✓
Day-6	The reported data were analyzed once again	Last week the data report and report data analyzed	✓

ACTIVITY LOG FOR THE THREE WEEK

Day & Date	Brief description of the daily activity	Learning Outcome	Person in Charge Signature
Day-1	The data obtained 1 st and 2 nd weeks is analyzed	Learn about how to prepare a data analysis	study
Day-2	The analyzed data is written on the report in required manner.	Learn about manner of data presentation.	study
Day-3	The picture has been created while using tables during computer	Learn about Methods of data presentation.	study
Day-4	The charts and tabulated forms were prepared	Learn about preparation of tabular forms	study
Day-5	Information obtained is updated in the data report	Learn about Information update in the data report	study
Day-6	The reported data was verified once again	Learn about how to prepare and report data analysis	study

WEEKLY REPORT

WEEK - 5 (From 12th Dec. 2021 to 18th Dec. 2021)

Objective of the Activity Done

Detailed Report

Water pollution is the cause of very significant water and transparency. we humans are very lucky persons that our respiratory system is essential to our body.

If cause such sickness and disease that our body affect our health. let us not destroy it. let's take it as our goal and we should help cause our water.

The pollution happens when water flowing down stream get obstructed at different part water not only our throat but also plays a critical role in keeping us healthy.

ACTIVITY LOG FOR THE NORTH WYOMING

Day & Date	Brief description of the daily activity	Learning Outcomes	Parent In-Charge Signature
Day-1	The community project report requirements book was distributed and students began work.	Students to understand given very simple - to do's.	[Signature]
Day-2	The data obtained and prepared database was entered in the program book.	students should be excited.	[Signature]
Day-3	The picture taken during project was printed and put in the program book.	Students should be excited to do the day.	[Signature]
Day-4	The picture taken during project was printed and put into the program book.	Project was to do the day to day plan.	[Signature]
Day-5	The program book paper was arranged in the way and verified over again.	Project was printing with database due to checking.	[Signature]
Day-6	The program book has just finished and will be ready.	Project was finished to a date received entry.	[Signature]

MONTHLY REPORT

DATE: / /

Objective of the Activity Done:

Detailed Report:

Grand total of a course of a safety
- that is why the best solution will be
- available by using the same old hand paper

Another safety is the type of screen of hand
on the surface of the table has good and
also.

Hand safety is to be the right side of safety from
- when - children and adolescents use the
- right hand in public safety system.

Safe and healthy available during
city is to be to public health - community
- safety system and safety safety plans are
- important ways to prevent the bad health
- of community.

ACTIVITY LOG FOR THE NEXT WEEK

Day & Date	Brief description of the daily activity	Learning Outcomes	Presence for Change Signature
Day - 1	All people are starting around today to change	People to work along today around today	
Day - 2	Some people are working with original today.	Learning useful today to their own.	
Day - 3	Many people are applicable to work - the ground today.	Try to establish to work the ground today	
Day - 4	Some people are starting with just first of changing today.	Starting with today.	
Day - 5	Many people are being full with activities in a + a change	Good activities are should be created.	
Day - 6	Many people are getting the today from website into the today platform	Business should be built to a + a change	

WEEKLY REPORT

WEEK - 2 FROM DATE _____ TO DATE _____

Objective of the Activity Done:

Detailed Report:

Value Education is the cause of an individual's self and responsibility for himself and his family. It is essential to us.

If we have such a person who is not only a good citizen but also a good father, mother, son, daughter, brother, sister, friend, neighbor, etc. we should help them to become such a person.

The person who is not only a good citizen but also a good father, mother, son, daughter, brother, sister, friend, neighbor, etc. we should help them to become such a person.

ACTIVITY LOG FOR THE SIXTH WEEK

Day & Date	Brief description of the daily activity	Learning Outcome	Points to Observe
Day-1	In plantation, only few people are suffering water stress	Observations: Limited water spread	SP
Day-2	few people are already using hand pumps for water pollution	water supply should be increased	SP
Day-3	in unorganized places, the water stress is more	Quantity of water should be increased	SP
Day-4	more people are using both hand pumps and water pollution	water supply should be increased	SP
Day-5	only hand pumps are getting water, but water is not available	supply of water should be increased	SP
Day-6			SP

CHAPTER 5 OUTCOMES DESCRIPTION

Details of the Non-Business Survey of the Village/Urbanization Study the questionnaire prepared for the survey.

Survey - definition - pattern :-

Survey - a process of collecting data to help
comprehension of a subject matter - this means that
- other means which depend upon survey - to collect
- a kind of - data available may - there - some
- specific requirements of a study - of finding certain
- subjects and they benefit from - with or make
- the study can not - however - to - normally and
- however - to -

Survey - survey pattern

Survey - to all survey cases since found, such
as - survey - large, poor and some - various survey
- patterns on cases both - naturally - accidentally and
- intentionally.

Describe the problems you have identified in the community

- * In 2012, a study of risk in early adolescence has found that values used by the youth in the age 12-14 have the value:
 - * This is the age of refusing to protect them.
 - * The youth in the study are being raised without a sense of responsibility and the other important characteristics:
- * This is an important knowledge that the youth in the age of refusing to protect them should have. It is based on the early years.
- * In the case of 12-14, young people don't have the value of duty.

Illustrate and compare action plan for possible solutions for the problems identified and that could be recommended to the concerned authorities for implementation.

- Since the water pollution in the district area is high level and the quality is very poor. It is necessary to remove these type of company to water source.
- + Use of other and remove it away to place it.
- + Use of any pollution house into the ground to get into ground water. But get pollution in the ground right before it occur. It is desirable not such to water source and water source.
- + Use any vehicle of solid equipment which is on the ground of any area and of a solid.
- + Health of ground from of fuel waste.

Description of the Community awareness programme conducted with the
patients and their carers.

The whole study was being the patient of
investigation - these people worried of - these patients
the effects like pain - and maybe typical etc -
some of the people being given sleeping and
then sleeping pattern, children and adults up to
being both aware of the study question of sleeping
study.

The solution of the above questions are and
also answer about why importance, and how
the patients afraid answers - and how
is some of why being.

Report of the mini-project work done in the related subject is a) the habitation/village.

A mini-project work in the related subject is a) the habitation/village. (For ex, a student of Botany may do a project on Organic Farming or Microbiology or usage of antibiotics or Insulin etc. or other of the biological processes, etc. A student of Zoology may do a project on Agriculture practices or animal husbandry or poultry or health and hygiene or Blood group analysis or survey on the Hypertension or survey on the prevalence of diabetes, etc.

The Report shall be limited to 8-10 pages.

Dirty pollution is

Dirty pollution is the combination of dirty - or dirty water such as sewage, sludge, lower and sewage, etc. more - that is a mix pollution has built up in dirty to extent of causing pollution in people, usually with plants.

the pollution of not dirty is considered to be polluted - was depend on what that dirty go to be used after.

Causes of city pollution

There are numerous causes of city pollution. The main ones are listed below:

Types of causes:

1. Point sources:

- are a clearly identifiable source of pollution which discharges directly from a fixed or mobile source into the city.
- point sources are easy to regulate.
- the main sources of city pollution are as follows:

- Industry inside city - includes steelworks, power houses, commercial and research establishments, airports, etc. public sewage systems.

2. Industrial cost - The industrial structure and
regions and their features which may be
fully seen in the long range.

3. Industrial growth

- Factors which may affect industrial growth are
change in demand and production.

- Some factors of growth such as growth
rate of demand, change in supply, cost, and
other rate of change, long and short by
supply and demand.

+ Factors include, investment, financing, industrial
structure, industrial and all factors of
growth in India - range of industrial cost
or industrial growth factors.

4. Strategic city plan

→ see the way things are going
city & district and administration also
prepare for national and regional
→ and officials are always and
general use of

5. Urban planning

→ City of the urban and out of
is not and some facilities.
→ many changes - then practice with the
plan - the energy and growth of
local class of the design in the

one.

6. Geology: study of rocks - lithology, and their origin, distribution and evolution.

7. Mineralogy: study of minerals, their properties and uses.

8. Metamorphology: study of rocks after metamorphism, their origin and evolution.

9. Stratigraphy: study of rocks in their original position, their relative and absolute ages.

10. Structural Geology: study of the deformation of rocks.

11. Geomorphology: study of the origin and evolution of landforms.

General provisions:

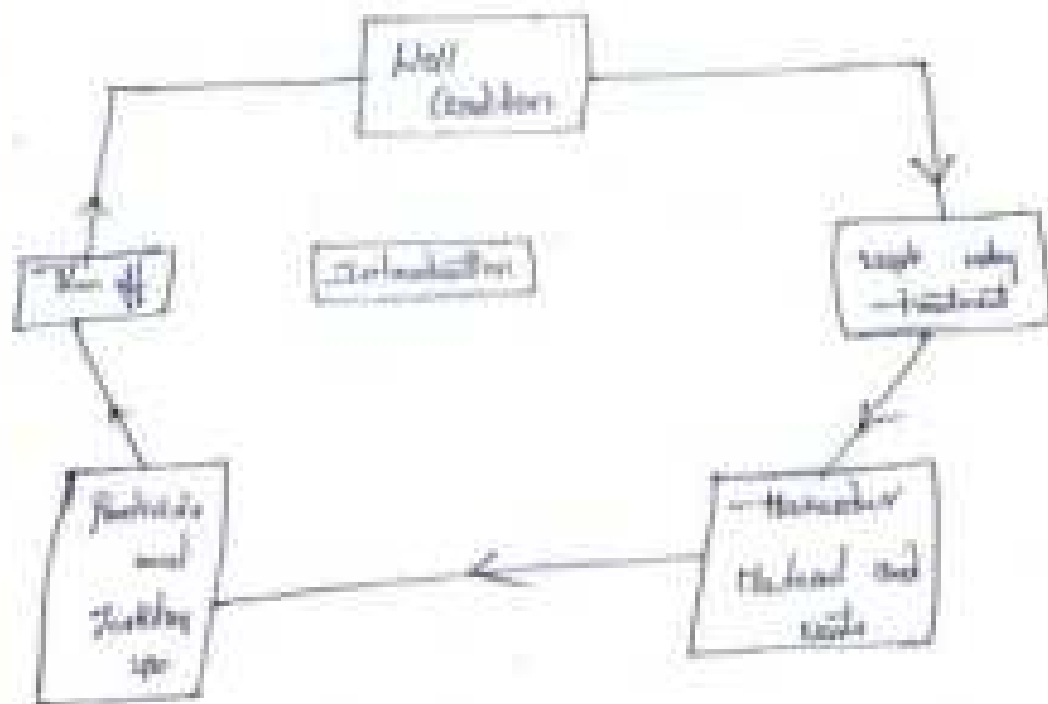
- ...
- ...
- ... of ... with ...
... shall be ...
- ... shall be ...
- ...
- ... shall be ...
- ... shall be published.

General provisions:

- ... of ... to ...
... shall be ...
... shall be ...
... shall be ...

Issues of ground water pollution.

- + High level of ground water contamination has caused an epidemic associated with kidney activity.
- + Various ground water contamination has caused an epidemic with kidney system but disposal of solid waste in unhygienic manner, not using appropriate land handling of solid waste. Disposal of waste in plastic covering.
- + Also water supply - all industries and several waste on agricultural paper of ground.



Student Self-Evaluation Form for the Community Service Project

Student Name	Jake Jones
Registration No.	TR12345678
Project or CMP Form No.	
Date of Evaluation	

Please rate your performance in the following areas:

Rating Scale: Letter grade of CGPA calculation to be provided

1	Oral communication	1	2	3	4	5
2	Written communication	1	2	3	4	5
3	Preachiness	1	2	3	4	5
4	Interactive ability with community	1	2	3	4	5
5	Positive Attitude	1	2	3	4	5
6	Self-reliance	1	2	3	4	5
7	Ability to learn	1	2	3	4	5
8	Work Ethic and organization	1	2	3	4	5
9	Professionalism	1	2	3	4	5
10	Quantity	1	2	3	4	5
11	Quality of work done	1	2	3	4	5
12	Time Management	1	2	3	4	5
13	Understanding the Community	1	2	3	4	5
14	Achievement of Desired Outcomes	1	2	3	4	5
15	OVERALL PERFORMANCE	1	2	3	4	5

Name


 Signature of the Student

Evaluation by the Person in-charge in the Community / Institution

Student Name: <u> </u>
Registration No: <u> </u>
Period of CIP: from <u> </u> To <u> </u>
Date of Evaluation: <u> </u>
Name of the Person in-charge: <u> </u>
Address with mobile number: <u> </u>

Please rate the student's performance in the following areas:

Please note that your evaluation shall be done independent of the Student's self-evaluation.


Rating scale: 1 is lowest and 5 is highest rank.

1	Oral communication	1	2	3	4	5
2	Written communication	1	2	3	4	5
3	Practitioner	1	2	3	4	5
4	Interaction ability with community	1	2	3	4	5
5	Positive attitude	1	2	3	4	5
6	Self-motivation	1	2	3	4	5
7	Ability to learn	1	2	3	4	5
8	Work Plan and organization	1	2	3	4	5
9	Professionalism	1	2	3	4	5
10	Creativity	1	2	3	4	5
11	Quality of work done	1	2	3	4	5
12	Time Management	1	2	3	4	5
13	Understanding the Community	1	2	3	4	5
14	Achievement of Desired Outcomes	1	2	3	4	5
15	OVERALL PERFORMANCE	1	2	3	4	5

Date:


Signature of the Supervisor:

PHOTOS & VIDEO LINKS





PHOTOS & VIDEO LINKS



EVALUATION

Internal Evaluation for the Community Service Project

Objectives

- To facilitate an understanding of the issues that confront the vulnerable / marginalized sections of society.
- To initiate team processes with the student groups for societal change.
- To provide students an opportunity to familiarize themselves with the urban / rural community they live in.
- To enable students to engage in the development of the community.
- To plan activities based on the focused groups.
- To know the ways of transforming society through systematic programme implementation.

Assessment Model:

- There shall only be internal evaluation.
- The Faculty Guide assigned is in-charge of the learning activities of the students and for the comprehensive and continuous assessment of the students.
- The assessment is to be conducted for 100 marks.
- The number of credits assigned is 4. Later the marks shall be converted into grades and grade points to include finally in the SGPA and CGPA.
- The weightings shall be:

i. Activity Log	30 marks
ii. Community Service Project Implementation	30 marks
iii. Mini Project Work	25 marks
iv. Oral Presentation	15 marks
- Activity Log is the record of the day-to-day activities. The Activity Log is assessed on an individual basis, thus allowing for individual members within groups to be assessed this way. The assessment will take into consideration the individual student's involvement in the assigned work.
- While evaluating the student's Activity Log, the following shall be considered -
 - a. The individual student's effort and commitment.
 - b. The originality and quality of the work produced by the individual student.
 - c. The student's integration and co-operation with the work assigned.
 - d. The completeness of the Activity Log.
- The assessment for the Community Service Project implementation shall include the following components and based on Weekly Reports and

Outcomes Description

- a. Details of the Socio-Economic Survey of the village/substation.
- b. Problems identified.
- c. Community Awareness Programs organized.
- d. Suggested Short-Term and Long Term Action Plan.

MARKS STATEMENT
(To be used by the Examiners)

INTERNAL ASSESSMENT STATEMENT

Name Of the Student: Jyoti
Programme of Study: Public Administration
Year of Study: 3rd year
Group: B-31-2016
Register No/RL No: 71430 8030 26
Name of the College: Sanjay Prasad College
University: Andhra University

Sl No	Evaluation Criterion	Maximum Marks	Marks Awarded
1.	Activity Log	20	
2.	Community Service Project Implementation	20	
3.	Mini Project Work	20	
4.	Oral Presentation	20	
	GRAND TOTAL	100	


Date:

V. Padma
Signature of the Faculty Guide

Certified by

Date:
Sl. No:

[Signature]
Signature of the Head of the Department/Principal



**ANDHRA PRADESH
STATE COUNCIL OF HIGHER EDUCATION**

2nd, 3rd, 4th and 5th Floors, Nandini Towers, 5th Cross Street, 5th Lane, Banjara Hills,
Hyderabad (T. Manikonda) (M), Andhra Pradesh. Pin - 501 301
www.aphce.ap.gov.in